

Scaled data based on original data using
LM-79-08 Approved Method: Electrical and Photometric Measurements of Solid-
State Lighting Products

Test Report Prepared for
Cooper Lighting Solutions
(formerly Eaton)

Brand: McGRAW-EDISON

Report Number: P387168

Luminaire Tested: **GWC-SA2D-830-U-SL2-HSS**

Issue Date: 3/3/2020

Test Information

Test Method: LM-79-08
Report Number: P387168
TEST IS SCALED FROM IESNA LM-79-08 TEST DATA (G2-1903-205-21)
Test Lab: INNOVATION CENTER
Issue Date: 3/3/2020
Manufacturer: COOPER LIGHTING SOLUTIONS (FORMERLY EATON)
Product Line: MCGRAW-EDISON
Catalog Number: GWC-SA2D-830-U-SL2-HSS
Description: GALLEON WALL LUMINAIRE
(2) 80 CRI, 3000K, 1200mA LIGHTSQUARES WITH 16 LEDS EACH AND TYPE II
SPILL LIGHT ELIMINATOR OPTICS WITH HOUSE SIDE SHIELD
Light Source: -
Ballast/Driver: ELECTRONIC DRIVER

Summary

Lumens per Lamp: N/A
Luminaire Lumens: 10658 lumens
Efficiency: N/A
Efficacy: 83.3 lumens/watt
Luminous Opening: Rectangular (W 1' x L: 0.5' x H: 0')
IES Classification: Type III - Medium
BUG Rating: B1 - U0 - G2

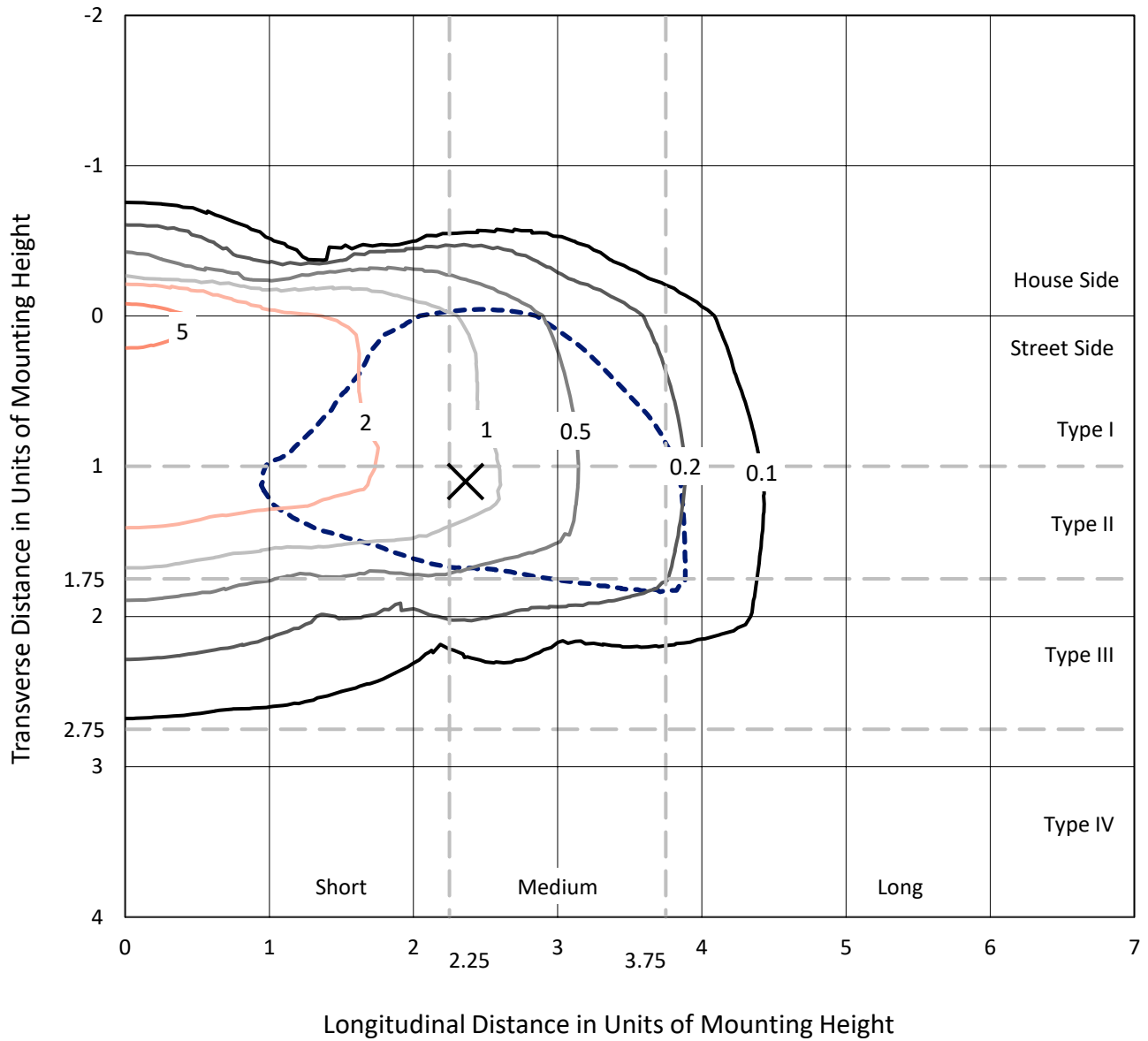
Input Watts (W): 128
Input Voltage (V): NR
Input Current (Ain): NR
Voltage Rise (V): NR
Power Factor: NR
Total Harmonic Distortion (THDi): NR
Frequency (hertz): 60
Stabilization Time: NR
Operation Time: NR
Ambient Temperature (°C): NR
Test Distance: 24 FT



REPORT NUMBER: P387168
 CATALOG NUMBER: GWC-SA2D-830-U-SL2-HSS

Iso-Footcandle Lines of Horizontal Illumination

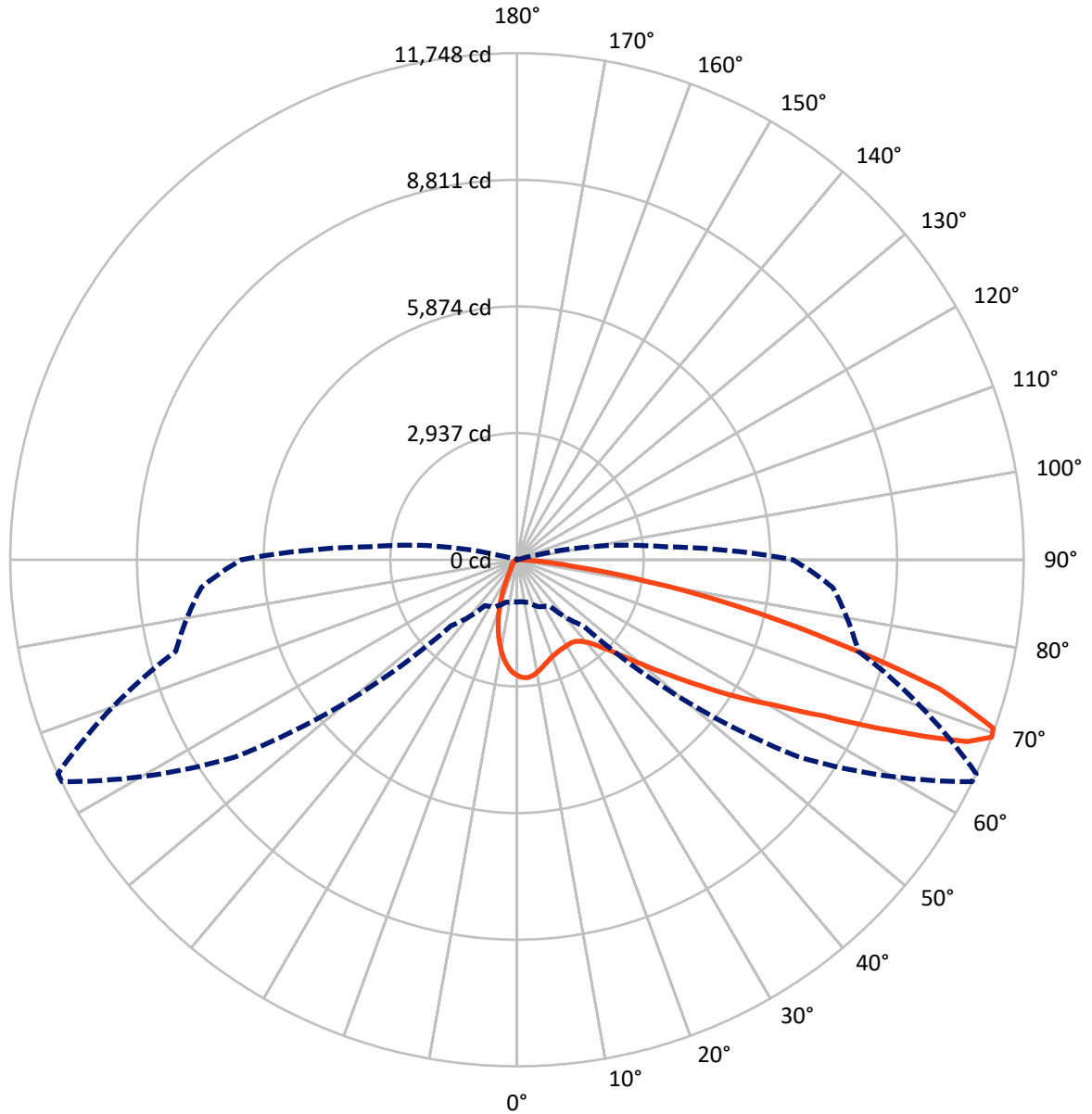
× Max cd
 - - - 1/2 Max cd



Based on 20 foot mounting height. Maximum calculated value = 6.7 fc
 Type III - Medium - N/A

REPORT NUMBER: P387168
CATALOG NUMBER: GWC-SA2D-830-U-SL2-HSS

Luminous Intensity Polar Plot



— Vertical Plane Through 65-Deg Lateral - - - Horizontal Cone Through 69-Deg Vertical

REPORT NUMBER: P387168
 CATALOG NUMBER: GWC-SA2D-830-U-SL2-HSS

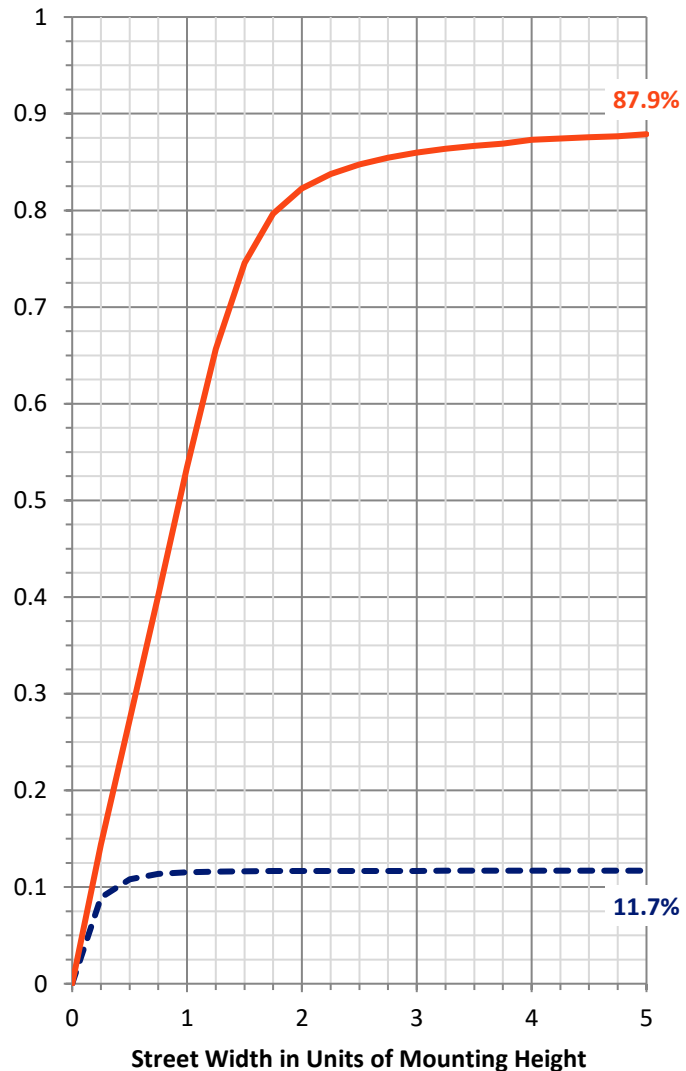
FLUX DISTRIBUTION:

		Downward	Upward	Total
House Side	Lumens	1256.3	0.0	1256.3
	% Fixture	11.8	0.0	11.8
Street Side	Lumens	9401.7	0.0	9401.7
	% Fixture	88.2	0.0	88.2
Total	Lumens	10658.0	0.0	10658.0
	% Fixture	100.0	0.0	100.0

Coefficient of Utilization

ZONAL LUMENS:

Zone	Lumens	% Fixture
0°-10°	225.2	2.1
10°-20°	493.0	4.6
20°-30°	682.8	6.4
30°-40°	952.1	8.9
40°-50°	1479.9	13.9
50°-60°	2375.7	22.3
60°-70°	2687.4	25.2
70°-80°	1578.3	14.8
80°-90°	183.6	1.7
90°-100°	0.0	0.0
100°-110°	0.0	0.0
110°-120°	0.0	0.0
120°-130°	0.0	0.0
130°-140°	0.0	0.0
140°-150°	0.0	0.0
150°-160°	0.0	0.0
160°-170°	0.0	0.0
170°-180°	0.0	0.0
0°-90°	10658.0	100.0
0°-180°	10658.0	100.0



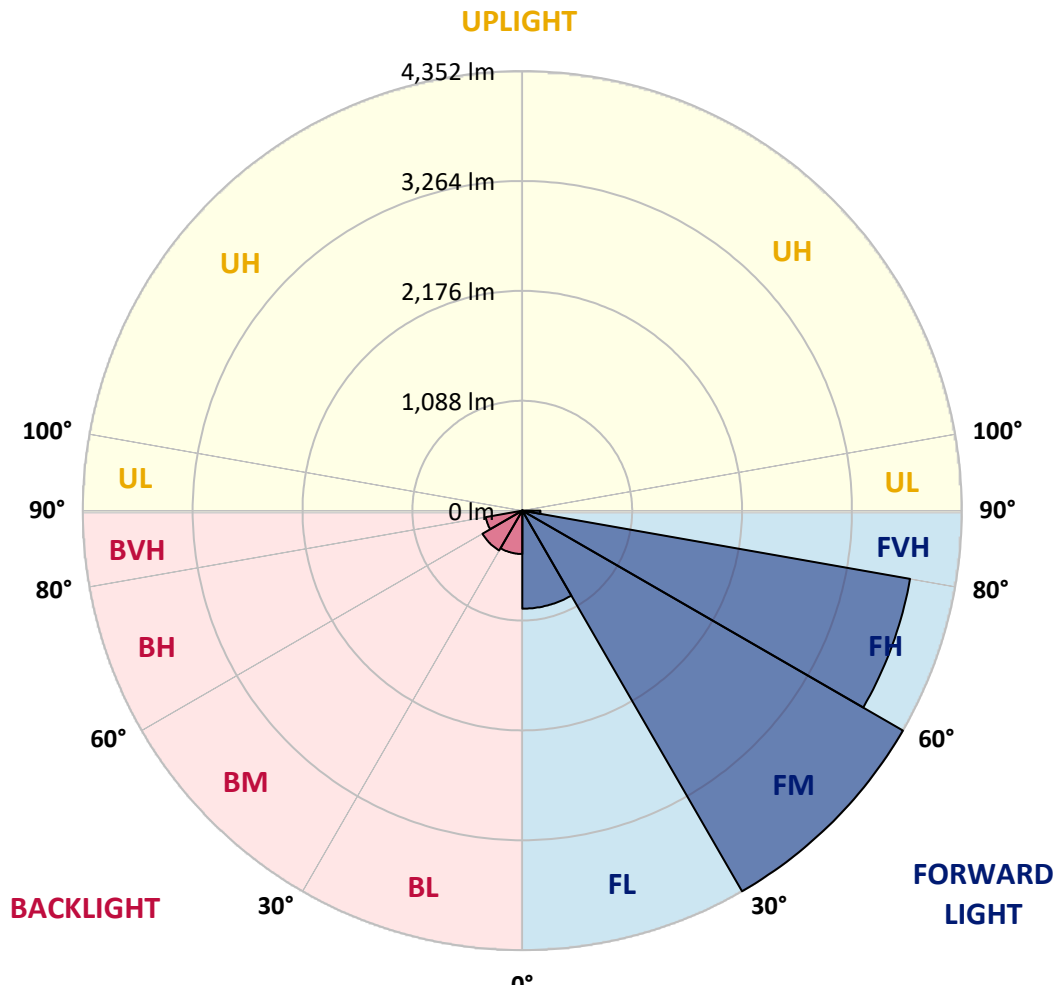
REPORT NUMBER: P387168

CATALOG NUMBER: GWC-SA2D-830-U-SL2-HSS

LUMINAIRE CLASSIFICATION SYSTEM LUMEN TABLE AND BUG RATING:

Zone	Lumens	% Fixture	Zone Rating/Lumen Limit		
			B	U	G
FL (0°-30°)	971.2	9.1			
FM (30°-60°)	4352.4	40.8			
FH (60°-80°)	3898.6	36.6			G2/5000
FVH (80°-90°)	179.5	1.7			G2/225
BL (0°-30°)	429.9	4.0	B1/500		
BM (30°-60°)	455.3	4.3	B1/1000		
BH (60°-80°)	367.1	3.4	B1/500		G1/500
BVH (80°-90°)	4.1	0.0			G0/10
UL (90°-100°)	0.0	0.0		U0/0	
UH (100°-180°)	0.0	0.0		U0/0	

BUG Rating: B1-U0-G2
 Type III Medium





REPORT NUMBER: P387168
 CATALOG NUMBER: GWC-SA2D-830-U-SL2-HSS

CANDELA DISTRIBUTION (FULL):

	0°	5°	15°	25°	35°	45°	55°	64°	65°	75°	85°
0°	2693.3	2693.3	2693.3	2693.3	2693.3	2693.3	2693.3	2693.3	2693.3	2693.3	2693.3
2.5°	2717.2	2710.4	2715.8	2727.6	2733.4	2733.4	2737.9	2732.5	2734.3	2721.3	2702.3
5°	2547.2	2536.8	2551.7	2584.6	2625.2	2659.9	2711.3	2738.4	2741.1	2741.6	2719.5
7.5°	2364.1	2354.6	2376.7	2415.5	2467.8	2532.3	2622.0	2700.5	2705.0	2747.4	2731.2
10°	2215.2	2208.5	2234.2	2275.7	2337.0	2409.2	2519.2	2628.4	2641.4	2735.2	2729.4
12.5°	2097.1	2091.7	2116.0	2163.8	2226.5	2306.3	2421.4	2548.1	2565.7	2707.7	2720.4
15°	2011.0	2010.0	2030.3	2076.3	2145.8	2220.2	2337.9	2473.7	2494.0	2678.0	2719.0
17.5°	1965.9	1967.2	1982.1	2021.3	2080.9	2154.8	2267.6	2411.0	2433.1	2651.4	2725.8
20°	1961.3	1962.7	1970.8	1992.9	2041.2	2106.6	2210.3	2358.2	2381.2	2631.5	2736.6
22.5°	2001.0	2000.1	2002.4	2000.1	2027.2	2076.8	2172.4	2317.6	2344.2	2618.4	2745.2
25°	2077.2	2075.9	2075.0	2058.3	2040.3	2066.9	2156.6	2294.6	2319.9	2609.0	2750.1
27.5°	2183.2	2182.3	2181.0	2153.5	2099.3	2082.7	2158.4	2286.1	2307.3	2601.3	2749.2
30°	2322.6	2328.9	2327.1	2288.8	2204.4	2130.9	2177.4	2281.5	2300.0	2586.4	2739.7
32.5°	2486.3	2498.9	2508.8	2467.8	2362.3	2226.5	2221.1	2286.5	2300.0	2575.1	2722.6
35°	2656.3	2672.5	2709.1	2694.6	2555.7	2370.4	2296.4	2316.3	2327.5	2581.5	2714.5
37.5°	2823.6	2843.0	2922.4	2964.3	2809.2	2560.7	2413.7	2389.8	2395.6	2619.8	2723.5
40°	3018.0	3047.3	3167.7	3235.4	3111.8	2815.5	2589.1	2516.1	2518.3	2704.1	2765.5
42.5°	3273.3	3303.5	3433.8	3539.8	3452.8	3137.5	2827.2	2709.1	2706.8	2862.0	2864.2
45°	3584.4	3616.0	3750.9	3868.6	3829.3	3519.1	3132.1	2990.9	2988.2	3110.9	3051.4
47.5°	3937.1	3968.2	4088.6	4210.0	4252.4	3964.6	3520.4	3375.6	3369.3	3456.8	3340.5
50°	4239.7	4260.0	4371.0	4534.2	4725.4	4512.1	4003.4	3864.1	3857.3	3916.4	3764.8
52.5°	4349.8	4361.5	4474.2	4702.9	5180.0	5253.5	4638.0	4458.5	4453.5	4479.2	4329.9
55°	4127.0	4148.2	4286.6	4625.8	5426.3	6091.5	5438.9	5194.5	5157.0	5101.6	4920.7
57.5°	3520.0	3553.8	3702.6	4153.6	5311.3	6756.2	6616.0	6027.0	5972.0	5632.8	5401.0
60°	2637.4	2678.9	2802.4	3289.0	4697.5	6993.0	7902.2	6954.7	6830.7	6055.9	5842.5
62.5°	1809.8	1830.6	1914.4	2231.5	3459.5	6605.2	8978.3	8197.1	7970.7	6515.9	6320.1
65°	1382.3	1389.5	1423.8	1532.9	2060.1	5365.4	9406.2	9836.5	9562.7	7066.1	6815.8
67.5°	1113.9	1108.1	1155.4	1311.5	1379.6	3273.3	8907.0	11387.4	11259.3	7801.6	7314.6
69°	982.3	974.1	1022.4	1203.7	1295.7	2163.8	7962.6	11739.6	11747.8	8189.9	7348.8
70°	883.9	889.3	937.2	1139.6	1267.3	1698.4	7060.7	11649.9	11713.9	8335.1	7143.2
72.5°	590.3	604.8	700.8	946.2	1218.6	1285.3	4263.2	9997.0	10243.3	8008.2	6128.5
75°	332.8	343.7	457.8	713.5	1148.2	1224.0	2251.8	7365.1	7603.2	6696.7	4725.9
77.5°	163.3	169.1	258.9	460.5	960.2	1166.3	1277.2	5002.8	5274.7	4371.0	2673.0
80°	69.0	72.2	129.4	284.1	686.4	1113.0	948.4	3078.9	3112.7	1712.4	712.1
82.5°	26.6	27.5	54.6	177.2	436.1	867.7	793.3	1459.8	1424.7	322.5	162.4
85°	3.2	3.6	19.8	106.4	242.6	446.5	644.5	629.1	582.2	64.0	83.4
87.5°	0.0	0.0	1.4	32.5	72.2	209.3	335.1	261.1	235.4	20.7	43.3
90°	0.0	0.0	0.0	0.0	0.0	0.0	0.0	0.0	0.0	0.0	0.0



REPORT NUMBER: P387168
 CATALOG NUMBER: GWC-SA2D-830-U-SL2-HSS

CANDELA DISTRIBUTION (continued):

	90°	95°	105°	115°	125°	135°	145°	155°	165°	175°	180°
0°	2693.3	2693.3	2693.3	2693.3	2693.3	2693.3	2693.3	2693.3	2693.3	2693.3	2693.3
2.5°	2686.5	2682.0	2657.7	2622.5	2589.1	2547.6	2507.9	2484.0	2465.1	2452.5	2467.4
5°	2693.7	2673.9	2599.9	2505.2	2412.3	2307.7	2210.3	2127.8	2095.3	2059.2	2075.4
7.5°	2691.5	2654.1	2521.0	2352.3	2181.9	2005.5	1838.7	1710.1	1643.4	1578.0	1594.7
10°	2680.2	2617.1	2415.5	2165.6	1910.4	1656.9	1420.2	1240.2	1139.6	1048.5	1061.6
12.5°	2655.4	2567.5	2291.0	1951.9	1610.5	1276.3	998.9	768.5	644.9	590.3	597.1
15°	2640.5	2519.2	2159.3	1735.4	1290.3	888.9	610.6	454.1	397.8	379.7	382.0
17.5°	2633.3	2472.8	2023.1	1487.8	962.9	566.0	394.6	348.2	336.0	332.8	333.7
20°	2626.1	2425.9	1882.9	1242.9	663.4	380.6	324.3	310.7	306.2	302.2	303.1
22.5°	2613.9	2380.8	1732.2	994.9	447.4	308.9	292.2	279.2	269.7	264.7	265.6
25°	2599.0	2333.4	1578.5	741.0	326.5	275.6	259.8	241.3	230.0	221.0	221.4
27.5°	2575.1	2275.2	1419.7	539.4	274.2	246.7	225.5	205.2	186.3	175.9	175.9
30°	2541.8	2209.4	1243.4	386.0	245.8	218.3	192.6	167.3	147.0	137.6	136.6
32.5°	2504.8	2140.8	1065.2	292.7	223.2	191.7	162.4	135.7	117.7	110.0	109.6
35°	2473.2	2066.9	887.5	245.3	200.7	166.0	133.9	111.4	97.0	90.6	90.2
37.5°	2452.9	1992.9	714.4	219.2	180.4	142.1	112.3	92.0	81.6	76.7	76.2
40°	2449.8	1937.9	556.1	199.3	161.5	120.9	93.8	78.0	68.6	63.1	62.7
42.5°	2490.8	1906.3	426.6	182.6	142.1	102.4	79.8	66.7	56.8	51.4	51.0
45°	2598.6	1916.2	328.3	167.8	122.7	86.6	67.6	55.5	46.5	42.4	41.5
47.5°	2795.2	1984.8	261.1	152.9	104.2	73.5	57.7	46.0	38.3	34.3	33.8
50°	3145.2	2145.8	218.3	136.6	87.0	62.7	47.8	37.4	31.1	27.5	27.1
52.5°	3609.7	2432.6	194.8	120.9	72.2	53.2	39.2	29.8	24.4	21.6	21.2
55°	4122.0	2779.9	179.5	103.7	59.1	44.2	31.1	23.5	18.9	16.7	15.8
57.5°	4622.2	3080.7	165.1	87.0	49.2	36.1	24.8	18.5	14.9	12.6	12.2
60°	5081.7	3357.1	148.4	69.9	40.1	28.4	19.4	14.4	11.7	9.5	9.5
62.5°	5573.8	3570.9	125.4	54.6	32.9	21.6	15.8	13.1	9.5	8.1	7.7
65°	6095.1	3729.7	98.3	42.4	25.7	16.2	13.1	13.5	7.7	5.9	5.4
67.5°	6480.2	3698.1	72.6	33.4	19.8	12.6	12.6	14.4	6.8	4.5	4.1
69°	6395.4	3441.5	60.9	28.9	17.1	10.8	11.7	14.4	6.3	4.1	3.6
70°	6149.7	3157.4	53.7	25.7	15.3	9.9	11.3	14.0	5.9	4.1	3.6
72.5°	5121.4	2378.1	41.9	19.4	12.2	8.1	9.5	12.2	5.9	4.1	3.2
75°	3852.3	1522.1	32.0	14.0	9.0	6.3	7.2	9.0	5.9	3.6	3.2
77.5°	2096.2	548.9	23.0	9.5	6.3	5.0	5.0	6.8	5.4	2.7	1.8
80°	538.9	138.0	14.4	6.3	5.0	3.6	3.2	4.5	3.2	0.5	0.0
82.5°	133.0	31.1	7.7	4.5	3.6	1.4	1.4	2.3	1.4	0.0	0.0
85°	73.1	15.3	5.0	3.2	1.8	0.0	0.0	0.5	0.0	0.0	0.0
87.5°	37.4	4.5	1.4	0.9	0.5	0.0	0.0	0.0	0.0	0.0	0.0
90°	0.0	0.0	0.0	0.0	0.0	0.0	0.0	0.0	0.0	0.0	0.0

Signify Classified - Internal
Cooper Lighting Solutions Photometric Lab
1121 Highway 74 South
Peachtree City, GA 30269

Scaled Data Report



Report Generated By 670245982

Signify Classified - Internal
Cooper Lighting Solutions Photometric Lab
1121 Highway 74 South
Peachtree City, GA 30269

Scaled Data Report



Signify Classified - Internal
Cooper Lighting Solutions Photometric Lab
1121 Highway 74 South
Peachtree City, GA 30269

Scaled Data Report



Signify Classified - Internal
Cooper Lighting Solutions Photometric Lab
1121 Highway 74 South
Peachtree City, GA 30269

Scaled Data Report



Signify Classified - Internal
Cooper Lighting Solutions Photometric Lab
1121 Highway 74 South
Peachtree City, GA 30269

Scaled Data Report



--- HS — SS

Signify Classified - Internal
Cooper Lighting Solutions Photometric Lab
1121 Highway 74 South
Peachtree City, GA 30269

Scaled Data Report



u

Signify Classified - Internal
Cooper Lighting Solutions Photometric Lab
1121 Highway 74 South
Peachtree City, GA 30269

Scaled Data Report



Signify Classified - Internal
Cooper Lighting Solutions Photometric Lab
1121 Highway 74 South
Peachtree City, GA 30269

Scaled Data Report



(END OF REPORT)